



How to replace the motor of Hitachi inkjet printer?

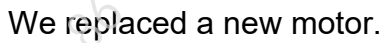
Let's unplug the line first:




Then there are four screws that we take down:



The motor was removed:



After the motor has been replaced, then we turn it to the right with our hands like this:



Then we'll see if the spring in it turns, and if it does, it's installed:

