

Parte #	DB002345SP
Nome da parte	LENÇO DE CABEÇA
Compatível com	para Domino



CHEEF INKJET PRINTER INK MANUFACTURER



For DOMINO Inkjet Printer Spare Parts

Product Name	Mold Number	Product Name	Mold Number
DRIVER ROD ASSY 4KHZ	26747	PRINT HEAD SHORT COMPLETE 16MM	33544
DRIVER ROD ASSY 12KHZ	26856	PRINT HEAD SHORT COMPLETE 20MM	33518
Drive lever stretch	14377	A series bottom board	25107
SWITCH TO E1 PCB CABLE ASSY	37179	A SERIES OF LOCK(WITH KEY)	P70152
KEY FOR (SMU)	15903	CHASSIS END BOX(WITH COVER)	36728-PY0255
USER PORT PCB-CP	25123	PRODUCT DETECTOR SHAFT ENCODER	37721
USER PORT PCB-CP	25123	WASH BOTTLE 250ml	PC0003
RS32 COMMS OPTION KIT A SERIE	37775	CONNECTOR FOR VISCOMETER	PC1200
8M FLASH PROGRAM PCMCIA CRAD	13524	SCREW PAN SLT ST ST M2*5	4207
PCMCIA FULL PROGRAMME CARD (1	13548	OPERATION & MAINTENANCE MANUAL	27087
3M SRAM MEMORY CARD PCMCIA/FOR	13823	FRONT PANEL PCB ASSY A200	25112
BALLDRIVER 7mm5 A F	14665	Pressure pump	36610-DBA7021-FY
HOLSTER STD	26733	OPERATION & MAINTENANCE MANUAL	27080
PROBE ASSY H.Y	26081	PLUG IP68 6WAY CABLE MOUNTING	13503-PC1197
WASH BOTTLE	14563	FILTER KIT 20MICRON BLACK	29265-B
FILTER OPTION KIT	37751	DROP GEN ASSY 40U & 138BK (SPA	45463
TEMP SENSOR PLUG ASSY	37732	FILTER TO SWITCH CABLE ASSY	37720
O ring for pressure sensor	4185	GUTTER TUBE ADAPTOR(OPAQUE)	67813
Ink solvent vrn O ring	4159	JET PUMP KIT SPARES A SERIES	6781
O ring 84*1.28*1.78	4155	FUSE 20X5 (T) 0.5A	1214
MAINS SWITCH ASSEMBLY	37744	FUSE 20X5 (T) 2A	1248
TUBE CONNECTOR GUTTER (BLACK)	36706	SKT IP68 6WAY CABLE MOUNTING	13501
EHT SENSOR RM ASSY	36837	USER PORT PCB	25036
HINGE PIN FOR A SERIES	26186	A100 front panel	21531
E1 PCB R CABLE ASSY	37712	ALARM LIGHT	67802
FRONT PANEL RIBBON CABLE ASSY	37713	FUSE BRACKET	E40413
THERMISTOR KIT	45191	FILTER	14831-PG0084
CONDUIT 3M STD ASSY(NO CABLE I	36702	PP boom O ring	6037
PCB ASSY EXTERNAL INTERFACE	25109	A SERIES CHINESE MEMBRANE(L/F)	36674
END BOX COVER SEAL	36730	Tube PTFE 1 mm natural	64203
CABLE ASSY USER PORT	37740	GEAR KIT FOR DOMINO A SERIES OPAQUE PUMP	P90310
USER PORT KIT A SERIES	37778	RIBBON CABLE ASSEMBLY	47738
RETAINER	26871	ANTI-COUNTERFEIT BOARD	PC1400
GROUNDED RETAINING SCREW	36727	CONNECTOR FOR VISCOMETER(NEW STYLE)	PL1417
M 5*10 embossed fastening screw	4530	DISPLAY LIGHTPIPE	E41480
M 3*6 six angle screw	47728	RETURN VALVE/CLAMP UNIP GEARS FOR DOMINO A SERIES	36610-CL
SCREW SKT CAP ST ST M3*5	4729	GEAR KIT FOR PUMP	60306
PLUG IP68 25 WAY	13507	GEAR KIT FOR PUMP GENERAL	P90261
CHASSIS PINPOINT	36740	IP65 A series nozzle cap	36750
SENSOR PINPOINT ASSEMBLY/PNPO	36827	MAINS SWITCH ASSEMBLY	37744
MAINS FILTER CABLE ASSY	37746	Viscometer	37733
JET PUMP KIT SPARES A-SERIES	37772	Viscometer	37733-PC0359
A series Arabic keyboard (small)	37581	A series of 40 style viscometer	274
A series Arabic keyboard (large)	66544	D type high resolution roller	304
FILTER MAINS	13492	D type high resolution roller	383
GUTTER TUBE	36723	D type spray nozzle bracket kit	306
SOLENOID CABLE ASSY	37751	MAGNIFIER FOR HEAD COVER	001670SP
DRIVE ROD CAP	26896	RIBBON CABLE ASSY, INK 513 PCB A400	67726
FITTING 14	16564	WHITE INK PUMP(SHORT ROTOR) FOR 255	PP0013
FUSE 20-5(D)A	1216	WHITE INK PUMP(LONG ROTOR) FOR 255	PP0014
FUSE 20-5(D)4A	1228	PUMP (SHORT ROTOR)	PP0036
A SERIES OPAQUE INK MANIFOLD A	67807	PUMP DUAL CIRCUIT 255 DRIVE STD SHORT ROTOR	PP0017
SPRING COMPRESSION IP61 ST ST	14186	PUMP DUAL CIRCUIT 255 DRIVE STD LONG ROTOR	PP0034
SPRING COIL# 150 PSI ST ST	14830	PRODUCT DETECTOR SHAFT ENCODER CABLE ASSEMBLY	37721-PC1268
BATTERY FOR PCB	37711-PC0071	DEFLECTOR PLATE ASSY	36703-280
REPAIR KIT FOR (SMU)(ONLY THE PRESSURE GEAR)	36610-PC0211	DRIVER ROD ASSY 4KHZ	26747
O ring of ink solvent sensor	37753-PL0124	DRIVER ROD ASSY 4KHZ	26747
A series pump motor M2	36610-PP0019	DRIVER ROD ASSY 12KHZ	26856
INK MANIFOLD WITHOUT SENSOR	37753-PC0042	DRIVER ROD ASSY 12KHZ	26856
A series pump motor M1	36610-PP0018	75 MICRON NOZZLE ASSEMBLY	26743
BRASS PIN CONNECTOR	50023	75 MICRON NOZZLE ASSEMBLY	26743
RAD CAPS FOR MANIFOLD	50023	60 MICRON NOZZLE ASSEMBLY	26829
MAKE UP RESERVOIR (1# & MAKEUP	37909	60 MICRON NOZZLE ASSEMBLY	26838
BULGIN CONNECTOR FOR A SERIES	37723-PC0026	40 MICRON NOZZLE ASSEMBLY	26829
Nozzle cap lens	50023	40 MICRON NOZZLE ASSEMBLY	26829
DOCOD VENTURI USED FOR A-SERIE	PP0028	M 2*MM six angle screw	4588
Double head pump (exclusive mo	36610	ADJUSTING SCREW	36719
FRONT PANEL PCB ASSY A200	25112	ADJUSTING SHEET	36720
MAKEUP FILTER CONNECTOR	50037	SCREW LOCKING	36721
MAKE UP MANIFOLD WITHOUT SENSO	37754-PC0062	CAM	36722
HEATER SPARES KIT WITHOUT HEAT	36694-PC0030	DEFLECTOR PLATE ASSY	36703
POWER SUPPLY UNIT ASSY	37758	DEFLECTOR PLATE PP ASSY	36743
Code pin machine (non-numeric) 1	PB-0058	STROBE LED ASSY	36838
A series motherboard PEB board	PC-0070	VALVE SOLENOID 10M(D)A TO SPE	14733
FILTER 5 MICRON	14831	CHARGE ELECTRODE ASSY 75UMK3	45411
INK RESERVOIR BOTTLE FOR DOMINO 1.2L	PB-0015	CHARGE ELECTRODE ASSY 75UMK3	45411
FRONT PANEL PCB ASSY A200	25112-PC1091	STROBE LED PINPOINT ASSY	45426
MACHINE BASE FOR A-SERIES	PC0044	SENSOR TUBE STD ASSY	36715
MOUNT FOR A SERIES PRINT HEAD	PC0047	GUTTER TUBE CLAMP KIT	67811
INK LEVEL SENSOR	37753-PC0043	EHT SENSOR RM ASSY	26081
SCREW KIT	36717-PC0188	HEATER SPARES KIT	36694
MAKE UP BOTTLE FOR DOMINO 0.825L	PB0017	CHARGE ELECTRODE ASSY 40UMK3	45431
CHARGE ELECTRODE SENSOR 3M ASS	36836-PC1000	DROP GEN 75U (SPARES)	45463
LIP SEAL MAKEUP INK CARTRIDGE	14225	HOLSTER PINPOINT	36741
CONNECTOR TUBE FESTO 1.8 X 3mm	14175	INK DRIVE ROD CLAMP	26868
CABLE FOR H.V. POWER SUPPLY	37717	WASH STATION MTO BRACKET ASSY	36691
PRINTHEAD CONDUIT CONNECTOR	36700-PY0102	CHASSIS STD	36711
A series Solvent level sensor	37754-PC0063	DROP GENERATOR MOUNT	36718
SCREW PAN SLT ST ST M2X12	4203	PIVOT DROP GENERATOR MOUNT	36726
SCREW CSK POZ BLK NI M2 5X6	4732	GUTTER TUBE ADAPTOR	36820
M 5*8 six angle screw	4305	CHASSIS END BOX	36728
H.V. POWER SUPPLY +285V+220V 3	12170	END BOX COVER	36729
MAKE UP BOTTLE FOR CODEBOX 0.6L	PH0001	SOLENOID VALVE 2WAY 24V3 8W	14780
50 MICRON NOZZLE ASSEMBLY	26935	SOLENOID VALVE 2WAY 24V3 8W	14780
GUTTER TUBE CLAMP BLOCK	36724	FILTER 5 MICRON	14831
JET PUMP 0.7	37772-PL0244	DAMPER MODULE	14823
JET PUMP FOR OPAQUE 0.7	67811-PL0245	FILTER KIT 20MICRON	29265
Vennart type O ring (big)	PP0094	FILTER KIT NO1 REPLACEMENT	29273
Vennart type O ring (small)	PP0095	BULKHEAD FILTER 10U TO SPEC	37940
COIL FOR SOLENOID VALVE	14780-PP0062	CONNECTOR TUBE FESTO 1.8 X 3mm	14174
MOUNT FOR A SERIES IBEROPTIC S	PC1110	CONNECTOR MALE 6X1.8 inch BSP	14179
CHARGE ELECTRODE ASSY 75U MK3	D545411	Main filter panel	14455
CABIN FOR A200	PL0213	INK MANIFOLD ASSY WITH SENSOR	37753
INK CARTRIDGE BOTTLE FOR DOMINO 0.825L	PB0014	MAKE-UP MANIFOLD ASSY WITH SEN	37754
Tube Polythene 8 0/6 0mm	PG6036	PRESSURE TRANSDUCER ASSY TO SP	37731
CABIN FOR A200	PL0314	TUBE WHITE 3.181 X 38MM	PY0167
PRINTHEAD MOUNTING PLATE	28161	TUBE 0.6 X 4.0mm	PG0021
A SERIES OPAQUE INK MANIFOLD ASSY(S)	67807-PC1065	INK MANAGEMENT BLOCK ASSY	37752
CAP FOR PLUG WITH CABLE	PC0242	1cc 4mm ID Tube - CONNECTOR TU	14170
A SERIAL 3WAY MOUNTING	37722-PC0245	FAN ASSY 38mm	67656
CABLE ASSY INVERTER TO SED	37838	BATTERY FOR PCB	37711
USER PORT KIT -CP	36628	PCB ASSY INK SYSTEM INTERFACE	25115
PRINTHEAD (M)STANDARD	36776	POWER SUPPLY UNIT ASSY	37758
CABLE ASSY BEACON PORT	37737	POWER SUPPLY UNIT ASSY	37758
BEACON ASSY IP65 24V IP68 PLUG	36666	AIR FILTER ASSY A100	37805
EUROPEAN (L A) KEYBOARD ASSY A	36676	LCD DISPLAY VEGA (MODIFIED)	13537
ALARM PORT KIT	37738	MEMBRANE KEYBOARD ASSY	37726
SKT IP68 6WAY CABLE MOUNTING	13501	LCD ASSY	37727
BEACON ASSY IP65 110V IP68 PLUG	36067	PC104 MEMORY EXPANSION PCB ASS	25121
CONNECTION FOR CHARGE ELECTROD	45411-EA0066	A SERIES CHINESE MEMBRANE(L/F)	36674
Backup socket	PC0243	European (L A) Keyboard Assy A	36675
CHASSIS DOWTAIL	36734	Interform motherboard	25135
A series English keyboard mask	37726	MAINS CABLE ASSY(POWER AC CALB	37732
Nozzle O ring	6024	H.V. POWER SUPPLY +285V+220V 3	12170
High pressure envelope	12170-PL0309	AIR FILTER ASSY A200	37708
PRINT HEAD SHORT COMPLETE 12MM	33517	INVERTER PCB ASSY FOR 13537	13538
PRINTHEAD PP 3M STANDARD	36745	PLUG IP68 7WAY CABLE MOUNTING	13499
INK SYST PCB R CABLE ASSY	37714	PRINTHEAD (M)STANDARD	36700

For DOMINO A+SeriesInkjet Printer Spare Parts

Product Name	Mold Number	Product Name	Mold Number
Power Supply Kit	3-0160012SP	CONNECTOR FOR D ETHERNET	PC01400195SP
FILTER 5 MICRON	14831	CONNECTOR FOR D POWER SUPPLY	PC01600085SP
BACKPLANE TO STANDARD INTERFAC	3-01600080SP	CONNECTOR FOR D USB	PC01400105SP
INK SYST PCB RIBBON CABLE ASSE	37714-PC1239	A100- Front panel	3-01300033SP
STANDARD INTERFACE PCB ASSEMBL	3-01300095P	H.V. POWER SUPPLY FOR D A+ SER	PC1462
LCD ASSEMBLY (NO TOUCH SCREEN,	1-0140001SP	ALARM LIGHT FOR DOMINO A+ SERIES	01200025SP
European Keyboard Assembly	1-0160400SP	SEAL REAR COVER FOR CONNECTOR	PC1300
PEC PCB	3-0130002SP	A+ Backup socket	PC1299
DISPLAY LIGHTPIPE FOR DOMINO A+ SERIES	PL1476	A200- Front panel	3-01300033SP
CONNECTOR FOR D POWER SUPPLY	PC1451	A+ CABINET PANEL	PL1267
512M SRAM MEMORY	PL1469	PLASTIC BACK COVER FOR A+ FRON	PC1811
D type A120/A220/A320 Nozzle	002345SP		

COMPANY INFORMATION



One hundred years only do one thing, to provide the best quality and economical ink for all over the world's inkjet printers

At cheef we possess a well-equipped Research and Development facility alongside substantial internal resources to offer custom-made products for specific request. Our core priority is competitive cost with high quality products and fast service.





Payment and Shipment

Payment

1. Generally, we accept the following payment methods: T/T; Western Union; paypal. T/T; western union. And our protection only gives the payment ways accepted by Alibaba Trade Assurance.



Shipment

1. We will sent the items within 5days (working days, Not holiday sea for ink and about 15days for machine after receiving your payment.

2.The shipment is always by Express , air or sea .

Sea transportation: It is used for large volume of products.It is shipped from port to port.

It is the most economical shipment way, we suggest this with order more than 1cbm, the unit cost will be the cheapest.

Air transportation:It is shipped from airport to airport.Compared with sea transportation, costs are relatively higher,but it has high efficiency with about five working days.If the goods weight is more than 180kgs and you also want to receive the goods in short time, we suggest this way.

Express: It is shipped from door to door ,it is very quickly with about 5 working days,and intimate service.Normally if the goods weight is lower than 180kgs , we suggest this way.

If you have any concerns about it ,you can contact us now by email sales@cheef.cn <<mailto:sales@cheef.cn>>

3. When you receive the items you ordered, please check it carefully.Please contact us directly if you have any problems.

4. If you have not got it within the shipping time,please contact us without hesitation. We will check it for you immediately.



Perguntas frequentes

Q1: como pedir peças de reposição?

R: Dê-nos o modelo das peças de reposição ou fotos.

Q2: alguma peça de reposição para impressoras que você tem?

R: Fazemos esse setor há mais de 10 anos. Na maioria das partes, podemos ajudá-lo!

Q3: Essas peças sobressalentes são compatíveis com nossas impressoras jato de tinta?

R: Sim, não se preocupe, pode ser compatível com impressoras perfeitas.

Já testamos antes de vender no mercado.

Q4: Posso experimentar a amostra?

R: Sim, claro, você pode experimentar a amostra e testar antes de um pedido em massa.

Q5: Exceto as peças de reposição em seu site, você tem outras peças de reposição?

R: Sim, claro, uma vez que as impressoras de cada marca têm mais de centenas de peças sobressalentes, não listamos todas elas, portanto, você pode entrar em contato conosco e nos fornecer a lista de peças sobressalentes de que precisa e faremos uma cotação adequada .

Q6: Exceto peças de reposição para impressoras, quais outros produtos você fornece?

R: Sim, nós fornecemos tinta, maquiagem e impressoras e impressoras de segunda mão.


Você pode nos contatar para a solicitação agora.





Q7: Exceto fornecer produtos que serviço você pode fornecer conosco?

R: Se você precisar de suporte técnico e pudermos ajudá-lo, fazemos isso há mais de 10 anos.

Q8: como podemos entrar em contato com você?

R: Por favor, envie sua pergunta para nós agora como abaixo ou envie-nos um e-mail.



	86-512-6281-0865
	86-138-620-19623
	86-512-6730-1180
	SALES@CHEEF.CN