


Parte NO.	EB28992
Nome da Peça	CHASSIS PARA BLOCO DE ELETROEALVES
Compatível com	peças de reposição para impressora jato de tinta Imaje



IMAJE inkjet printer spare parts

Product Name	Mold Number	Product Name	Mold Number
RESONATOR - G HEAD	7242	GUTTER BLOCK SINGLE JET,90 SER	28391
AIR FILTER KIT IP 90 -series F	A36022	AIR FILTER FOR IMAJE 9232	PC1572
ONE WAY VALVE FOR S7/S8	13727	QUADRUPLE O RING FOR IMAJE 90	PL1531
ONE WAY VALVE FOR S7/S8	13727	TREBLE O RING FOR IMAJE 90 SER	PL1530
ONE WAY VALVE FOR S7/S8	13727	E type S series one-way valve	5525-B
ONE WAY VALVE FOR S7/S8	13727	OUTPUT CABLE FOR IMAJE S8 POWE	14121-PC1273
GUTTER BLOCK - SINGLE JET - EX	5263	BOARD - POWER SUPPLY - AUTOMAT	14121-PC1271
TUBE CONNECTION 1.6MM	PG0159	POTENTIOMETER	50145
TUBE CONNECTION 1.6MM	PG0160	GUTTER BLOCK TWIN JET,90 SERIES	28392
CONNECTION BOX THREE PORT	ENM0005	COVER (X3) WITH SCREW-G AND M	6180-A
EHT BLOCK	10298	PRINthead COVER FOR IMAJE S SERIES	6180-C
TUBE CONNECTION 4.8MM	ENM0004	REAR COVER GASKET FOR IMAJE S	5909
MAKE-UP BOTTLE FOR IMAJE 0.8L	PL0709	PRINthead COVER GASKET FOR IMA	6061
INK CARTRIDGE BOTTLE FOR IMAJE 0.8L	PL0711	REAR COVER FOR IMAJE S SERIES	6180-B
E Type 90 series G nozzle asse	28270	E Type 90 series head cover se	PC1635
GUTTER BLOCK SINGLE JET,90 SER	28391	Filtro principal 9232	19134
S7 - 9020 MAIN FILTER	17562	CONNECTOR KIT FOR IMAJE 9040	7775
FAN-CONDENSER	20212	CHASSIS FOR IMAJE S SERIES ELE	10133-PC1647
FAN FOR S4/S8/9040	5494	FILTRO-COALESCEN TE-CON ANILLA	7765
E type vacuum recovery pump /T	4295	1/4 STRATGHT CONNECTOR FOR IMA	7767
Type E pump nut	PY0253	E type S8 coupler	6562
WRENCH-HEXAGONAL-CANNON	14434	INPUT CABLE FOR IMAJE S8 SERIE	14121-PC1682
WIRED FAN	28370	E type S series nozzle cap gas	6179
S8 FILTER SCREEN -14µm - G and M HEADS	17673	BOARD-ADP G AND M	6007
S4 - S8 MAIN FILTER	5934	E type 9020 power supply board	36522-PC1270
Original E type 9020 control b	6909	FIXING RING FOR IMAJE 9232 MAI	PC1740
E type P head component	17467	9040 keyboard mask	36266
E type 9040 industrial interfa	36789	E type 512KB memory card	PC1777
FAN FOR S4/S8/9040	5494	MAGNIFYING CIRCUIT BOARD FOR I	28629
PROTECTION GRID-FAN	6689	COUPLER FEMALE COMPLETE M5*2.7	6028
PROTECTOR-RESONATOR	6405	COUPLER FEMALE COMPLETE M5*1.6	50421
HEAD COVER-M HEAD-HEAD WITH FL	15886	E type S series one-way valve	5525
GUTTER BLOCK - SINGLE JET - EX	5263	CONNECTOR-RECUP/BLEED-FOR SING	6092
EHT BLOCK	10298	PUMP CONNECTOR	3199
HEXAGON SCREW FOR IMAJE PUMPHE	ENM00010	S4/S8 BLACK INK FILTER	PG0349
BOARD - POWER SUPPLY - AUTOMAT	14121	OPAQUE FILTER FOR IMAJE S4/S8	PG0350
BOARD-POWER SUPPLY-110V220V-WI	36522	BLACK INK FILTER FOR IMAJE 9040	PG0351
SQUARE MAGNET-10X10-FLAT ELECT	16713	OPAQUE FILTER FOR IMAJE 9040	PG0352
SCREW (X 10) - KNURLED - ALUMI	6206	PRE-HEAD FILTER FOR IMAJE S8	5570
CARTRIDGE - INK FILTER - WITH	5553	ENM25683 FILTER FOR PRINthead	25683
GUTTER BLOCK TWINJET	5261	BOADR-RESON APOR SUPPLY GANDMH	6004
PRESSURE CHAMBER TEFLON MEMBRA	1	FILTER KIT FOR 9232	40989
E type O ring	PL1212	IR FILTER KIT FOR IMAJE 9232	PG0361
PRESSURE SENSOR	7682	ELECTROVALVE VISCOMETER	10086
E type pipe plug	4485	BOADR-RESON APOR SUPPLY GANDMH	11428
FRONT DOOR HINGE(PAIR)	7818	TOP COVER	10251
HINGE(X2)-KEYBOARD	7596	LEVEL SAFETY BLOCK	14123
E type four connection body	6	Ink circuit / Modulo de tinta	37251
E type straight connection	12	PC BOARD CHIP FOR IMAJE (S8 M	PC1909
E type gun seat adjustment cam	5670	PC BOARD CHIP FOR IMAJE (S8 G	PC1910
E type gun seat locking screw	5678	PC BOARD CHIP FOR IMAJE (S8 G	PC1911
E type gun seat adjusted cam (5671	PC BOARD CHIP FOR IMAJE (9040	PC1912
E S series recovery elbow (wit	PY0287	MOTOR-PC 9040/9232	26966
E type 0.8L square bottle cap	PB0148	RESONATOR - P HEAD	17470
KEYBOARD OPERATOR INT-S7 SIGMA	15978-2	OPAQUE FILTER FOR IMAJE S SERIES/9040	6256
E type gun screwdriver	TL0173	Electrovalves block 4 - 9020/9	34044
E Type 90 series G nozzle asse	28270-PC1423	Electrovalves block 4 - 9232 (47086
IMAJE S7s KEYPAD HANDHELD TERM	5280	INPUT CABLE FOR POWER SUPPLY	36522-PC1272
COVER (X3) WITH SCREW-G AND M	6180	E crystal oscillator line	6540
MODULATION ASSEMBLY - G HEAD	18245	NUT-CANNON-HEXA GONAL	14433
E type nozzle cover	5257	SINGLE JET IMP FOR S4	19242
E type 9232 main filter /Y	19134	SPACER	5676
PRINthead FRONT COVER GASKET F	6179-PC1500	E 9028 decoder	PL2418
REAR COVER-SCREW CHc M2*6-SEAL	28676	E 9018 decoder	PL2435
KEYBOARD FOR 9020 9030	28240-P	ASSEMBLED GUTTER SENSOR	38973
E Type 90 series recovery elbo	PY0088	WASH STATION MTG BRACKET ASSY	10012
E S series front panel to indu	14114	Head bracket - long	7329
CHASSIS FOR ELECTROALVES BLOC	28992	BOARD BACKLIT DISPLAY CONVERTER	17704
E S series crystal locking scr	13870	E type S4/S8 nozzle	14431
PROTECTOR-ANTIAPONAMIENTO (*)	17357	HEAD COVER-G HEAD-HEAD WITH FL	15885
PROTECTOR-ANTIAPONAMIENTO(*3)	17358	MODULATION BODY ASSEMBLED GL	40038
PROTECTOR-ANTIAPONAMIENTO(*3)	17568	Five pieces of E maintenance t	TL0175

COMPANY INFORMATION



One hundred years only do one thing, to provide the best quality and economical ink for all over the world's inkjet printers

At cheef we possess a well-equipped Research and Development facility alongside substantial internal resources to offer custom-made products for specific request. Our core priority is competitive cost with high quality products and fast service.





Payment and Shipment

💰 Payment

1. Generally, we accept the following payment methods: T/T; Western Union; paypal. T/T; western union. And our protection only gives the payment ways accepted by Alibaba Trade Assurance.



Shipment

1. We will sent the items within 5days (working days, Not holiday sea for ink and about 15days for machine after receiving your payment.

2.The shipment is always by Express , air or sea .

Sea transportation: It is used for large volume of products.It is shipped from port to port.

It is the most economical shipment way, we suggest this with order more than 1cbm, the unit cost will be the cheapest.

Air transportation:It is shipped from airport to airport.Compared with sea transportation, costs are relatively higher,but it has high efficiency with about five working days.If the goods weight is more than 180kgs and you also want to receive the goods in short time, we suggest this way.

Express: It is shipped from door to door ,it is very quickly with about 5 working days,and intimate service.Normally if the goods weight is lower than 180kgs , we suggest this way.

If you have any concerns about it ,you can contact us now by email sales@cheef.cn <<mailto:sales@cheef.cn>>

3. When you receive the items you ordered, please check it carefully.Please contact us directly if you have any problems.

4. If you have not got it within the shipping time,please contact us without hesitation. We will check it for you immediately.



Perguntas frequentes

Q1: como pedir peças de reposição?

R: Dê-nos o modelo das peças de reposição ou fotos.

Q2: Todas as peças sobressalentes para as impressoras que você possui?

R: já fazemos esta indústria há mais de 10 anos. Na maioria das partes, podemos atendê-lo!

Q3: Essas peças sobressalentes são compatíveis com nossas impressoras jato de tinta?

R: Sim, não se preocupe, pode ser compatível com impressoras perfeitas.

Já testamos antes de vender para o mercado.

Q4: Posso tentar a amostra?

R: Sim, claro, você pode experimentar a amostra e fazer o teste antes do pedido em massa.

Q5: Exceto as peças de reposição em seu site, você tem outras peças de reposição?

R: Sim, claro que sim, como cada impressora de marca tem mais centenas de peças sobressalentes, não listamos todas, então você pode entrar em contato conosco e nos fornecer a lista de peças sobressalentes de que precisa, e nós faremos um orçamento para você.

Q6: Exceto peças sobressalentes para impressoras, que outros produtos vocês fornecem?

R: Sim, nós fornecemos tinta, maquiagem e impressoras, além de impressoras de marcas usadas.

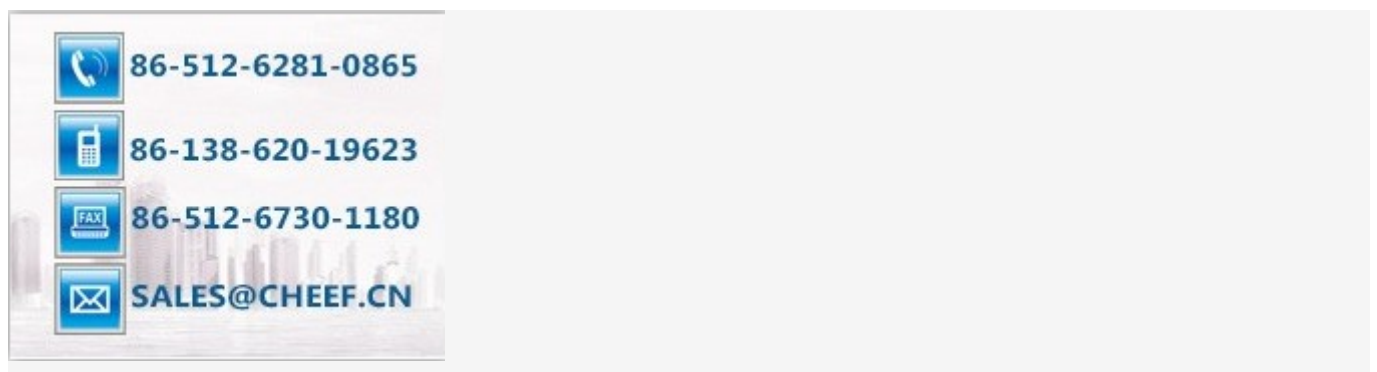
Você pode entrar em contato conosco para obter informações agora.





Q7: Exceto fornecer produtos, qual serviço você pode fornecer conosco?

R: Se você precisar de algum suporte técnico, e podemos ajudá-lo, já fazemos este setor há mais de 10 anos.

Q8: Como podemos entrar em contato com você?

R: Por favor, envie-nos o inquérito agora como abaixo ou envie-nos um e-mail.



	86-512-6281-0865
	86-138-620-19623
	86-512-6730-1180
	SALES@CHEEF.CN